
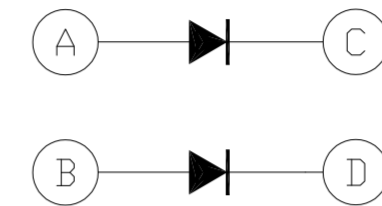
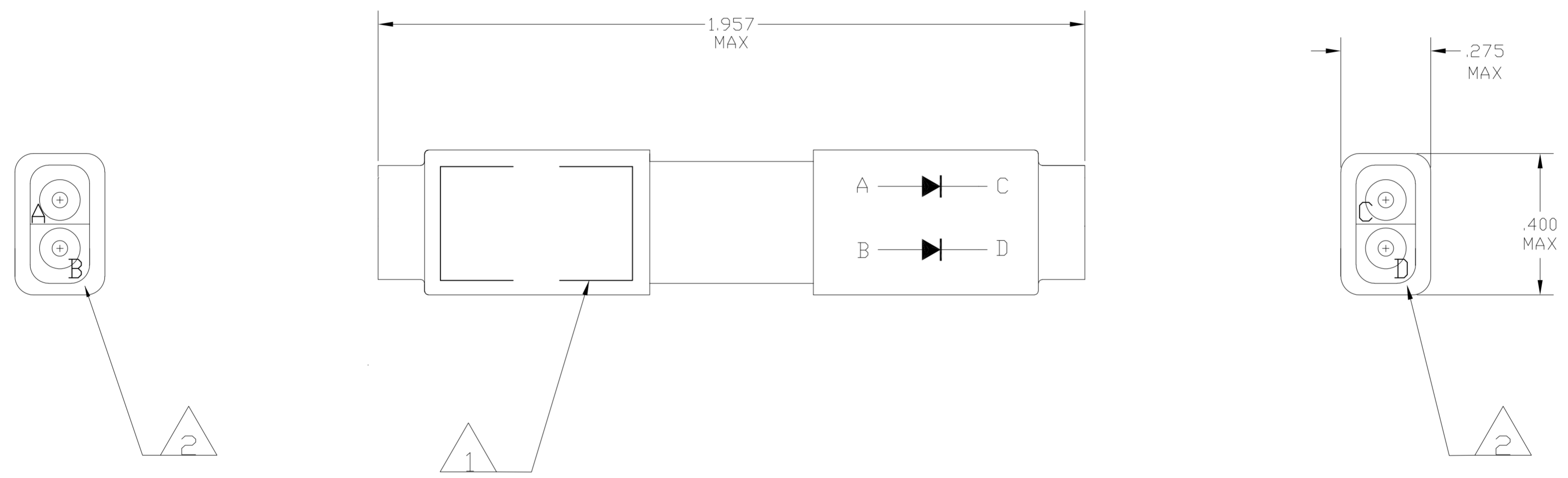





THIS DRAWING IS UNPUBLISHED.		RELEASED FOR PUBLICATION
© COPYRIGHT BY TYCO ELECTRONICS CORPORATION. ALL RIGHTS RESERVED.		
DESCRIPTION	MATERIAL	FINISH
GROMMET	FLUOROSILICONE MPS #10149	COLOR: RED
SPLICE ASSEMBLY HOUSING	EPOXY	COLOR: BLACK
CONTACT FEMALE SOCKET	BERYLLIUM COPPER PER ASTM-B194	GOLD PLATE PER MIL-G-45204
CLIP CONTACT RETAINING	BERYLLIUM COPPER PER ASTM-B194 OR STAINLESS STEEL PER QQ-S-766	NONE
SHRINK TUBE	PER MIL-1-23053/8	COLOR TRANSPARENT
DIODE	JAN1N5618 	----


LOC		DIST		REVISIONS			
-	-	P	LTR	DESCRIPTION	DATE	DWN	APVD
		B		REV PER ECO-08-022704	23OCT08	PY	DE



SCHEMATIC



-  MARK SPLICE IDENTIFICATION, "AMP", AMP PART NO. AND DATE CODE .060 MINIMUM HIGH CHARACTERS.
-  MARK WIRE SPLICE BUSSING ARRANGEMENT BOTH ENDS AS SHOWN.
-  DIODE MQ1N5618, MX1N5618 OR MXV1N5618 MAY BE SUBSTITUTED FOR JAN1N5618. DIODES MAY BE A COMMERCIAL DIODE THAT HAS BEEN UP-SCREENED TO MEET THE REQUIREMENTS OF JAN1N5618

THIS DRAWING IS A CONTROLLED DOCUMENT.		DWN P. YEAGER 07JAN2008	 Tyco Electronics Corporation Harrisburg, PA 17105-3608	
DIMENSIONS: INCHES		CHK D. EABY 08JAN08	NAME D. EABY	
TOLERANCES UNLESS OTHERWISE SPECIFIED:		APVD D. EABY 08JAN08	PRODUCT SPEC	
0 PLC ± -		APPLICATION SPEC		
1 PLC ± -		-		
2 PLC ± -		-		
3 PLC ± -		-		
4 PLC ± -		-		
ANGLES ± -		-		
MATERIAL SEE TABLE		WEIGHT -		SIZE A2
FINISH SEE TABLE		CAGE CODE 00779		DRAWING NO C-591842
		CUSTOMER DRAWING		RESTRICTED TO -
		SCALE 4: 1		SHEET 1 of 1
		REV B		